



Make four 8-page minibooklets from one A3-sized photocopy:



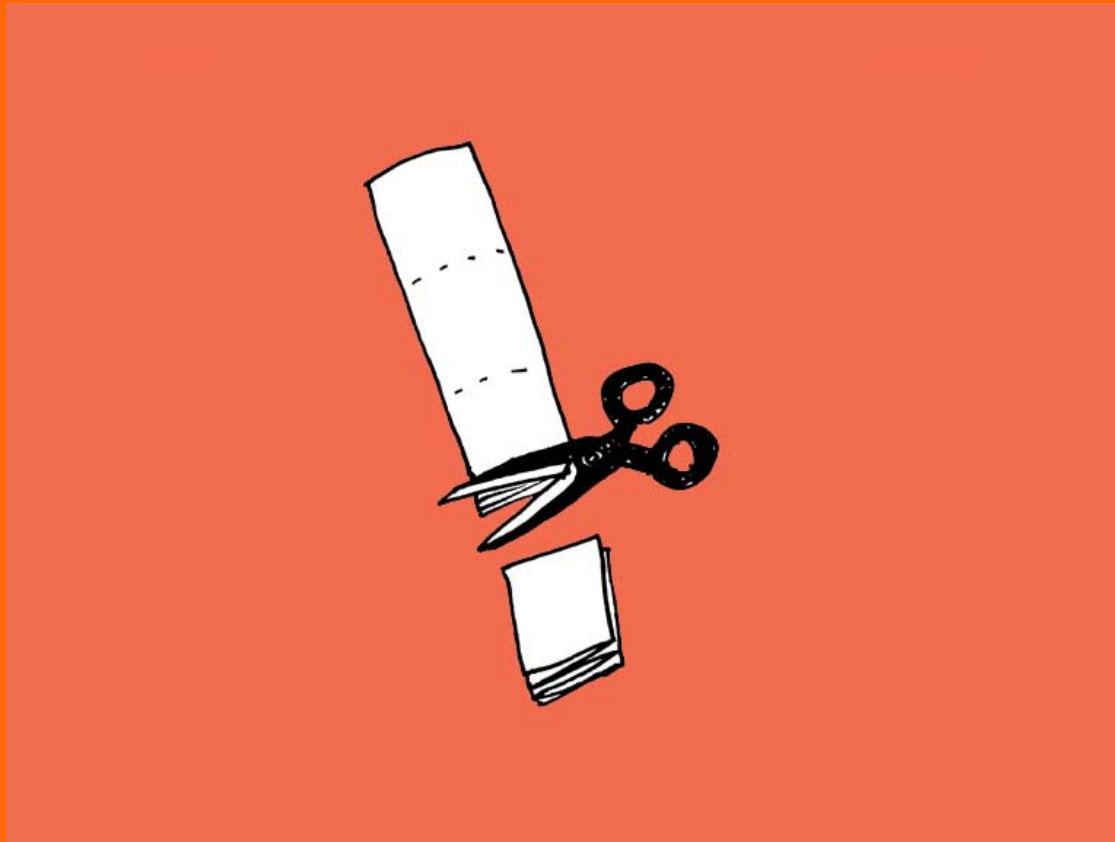
Fold the paper to an accordion:




COMICS
POWER!

www.worldcomics.fi

Flatten the accordion and cut it into four pieces:



You get four 8-page minibooklets:



www.worldcomics.fi

This is how you do it...



www.worldcomics.fi

First, write your story...

CONFIANZA

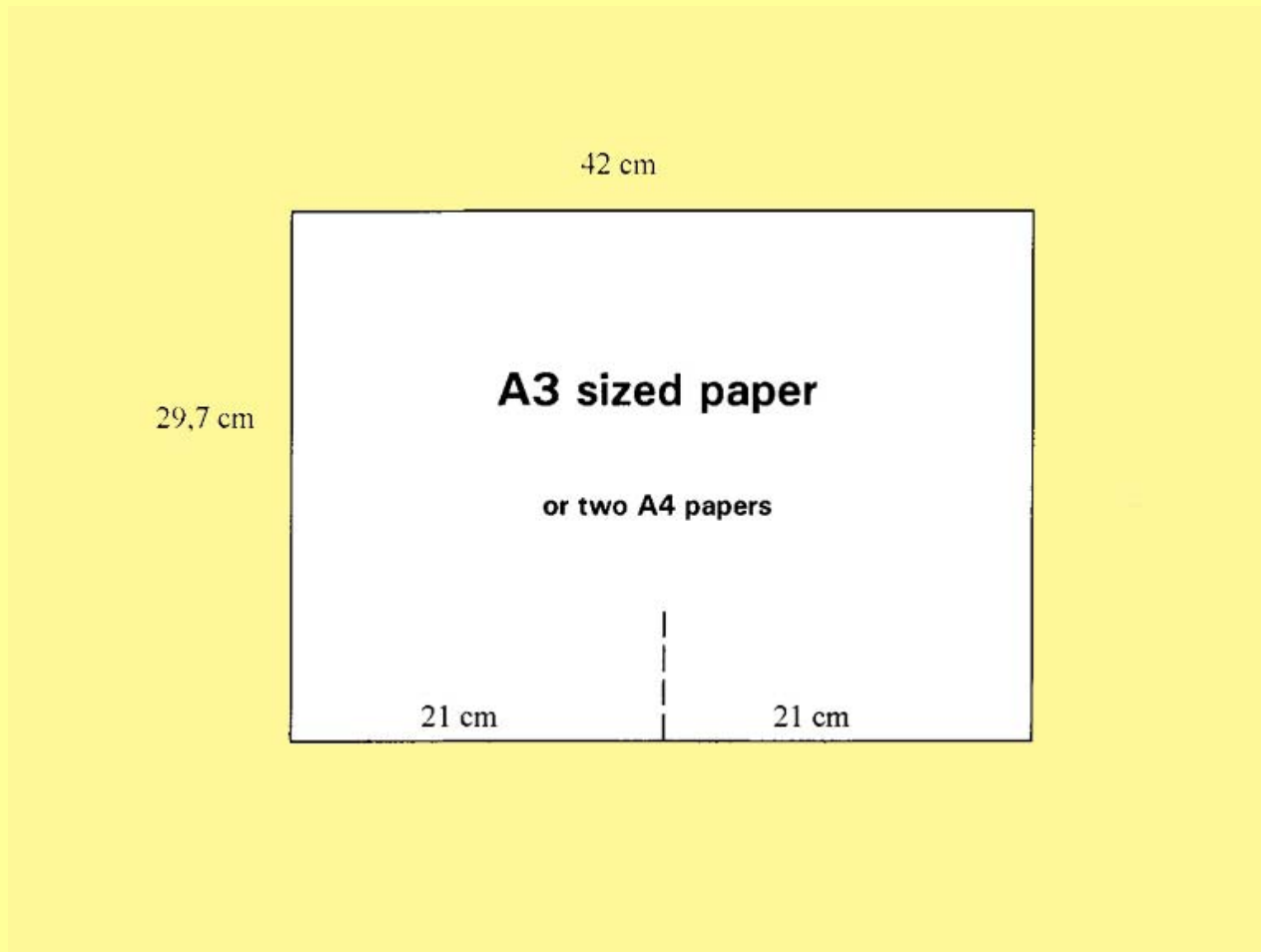
A TROVARE IN THE DARK, "L'UNO?" ASKS
SOMEBODY INSIDE. THE LIGHT GOES
ON. YOU CAN SEE A BED. THEN THE
SAME PERSON ASKS "MOSTR?" THEN: "IS
THERE STILL SOMETHING MISSING?"
REPLY COMES "CONDOM" THEN THE BOY
AND GIRL MEET. BED CAN BE SEEN IN
THE PICTURE.

Divide it into eight parts...


CONFIANZA

/ A TROVARE IN THE DARK / "L'UOMO?" ASKS
SOMEBODY INSIDE. / THE LIGHT GOES
ON. / YOU CAN SEE A BED. / THEN THE
SAME PERSON ASKS "MOSTR?" / THEN: "IS
THERE STILL SOMETHING MISSING?" /
REPLY COMES "CONDOM" / THEN THE BOY
AND GIRL MEET. BED CAN BE SEEN IN
THE PICTURE. /

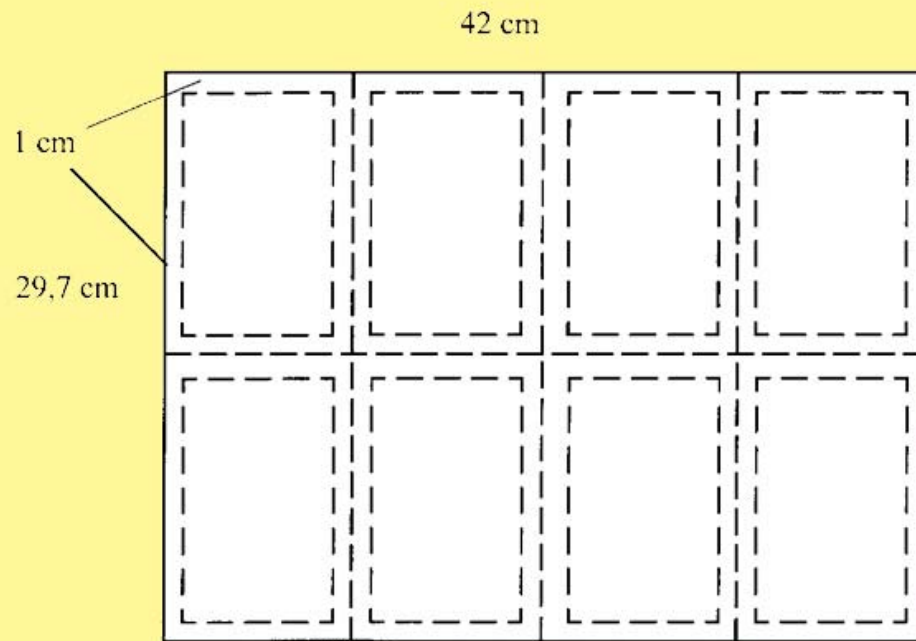
Take an A3-sized sheet of paper...



Divide it into eight parts...




Add guiding lines 1 cm from the dividing lines...




Make your story flow in this order...

1.	2	3	4.
5.	6.	7.	8

First do a pencil sketch...



Ink the drawing...

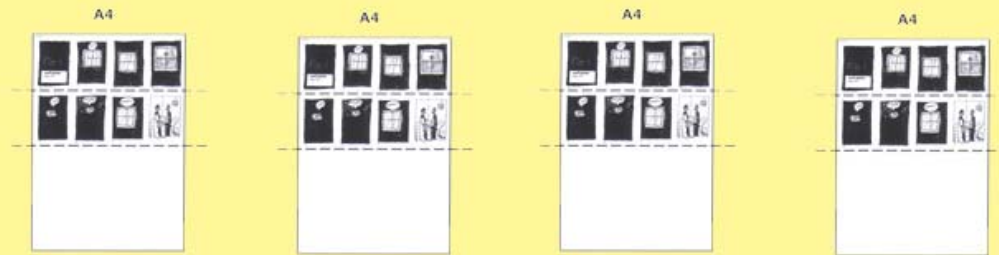


Reduce the original art to 50%...

A4

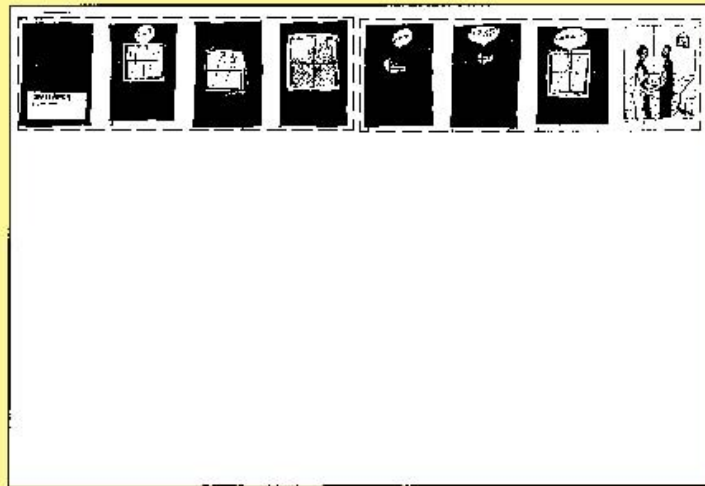


make four copies...




Cut the strips and glue them one after the other ...

A3



until your A3 is filled...


A3


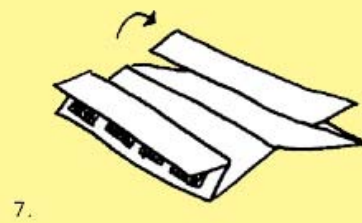




Now, photocopy as many A3 sheets as you need, you get four minibooklets from one A3...



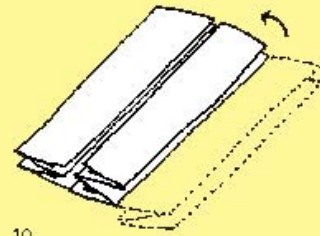
Start folding...








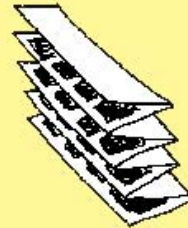
9.



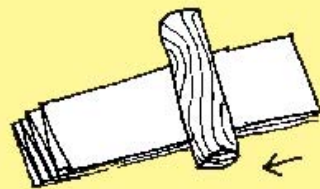
10.



11.



12.



12.



13.



Folding in Benin...



Folding in Lebanon...



Folding in Lebanon...



Four 8-page minibooklets, for the price of one photocopy!

